

The Aligner Sleep Appliance System®

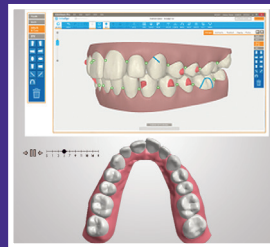
Exclusively available
through **SleepArchitx**



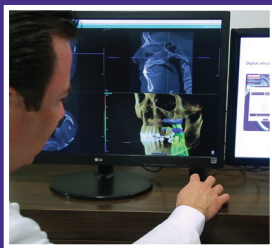
Service features include:




The Aligner Sleep Appliance (ASA) – the only commercially available sleep appliance that can seamlessly fit over existing clear aligners at any stage of treatment



Expert review and consultation of your ClinCheck™ / ClearComm™ or other clear aligner plan for appropriate fit with ASA including bite positioning, IPR considerations and 3D case review



Treatment planning assistance to identify possible contra-indications and complexities within ASA cases



Detailed consultation, instruction and support on delivery and adjustments of the ASA throughout the patient's treatment

The ASA, combined with clear aligners, may enable doctors to simultaneously straighten teeth, fix bite and occlusion problems, and solve patients' sleep disorders

- FDA-cleared and patented
- Up to 8 mm of mandibular advancement, repositioning the lower jaw to create maximum reduction of soft tissue obstructions in the oropharynx
- Customized to fit each patient case type: Class I, Class II and Class III



SleepArchitx™

CONTACT US TODAY:

enroll@sleeparchitx.com | 888-777-3198 | www.sleeparchitx.com